

GENFORWARD JUNE 2016 FACT SHEETS

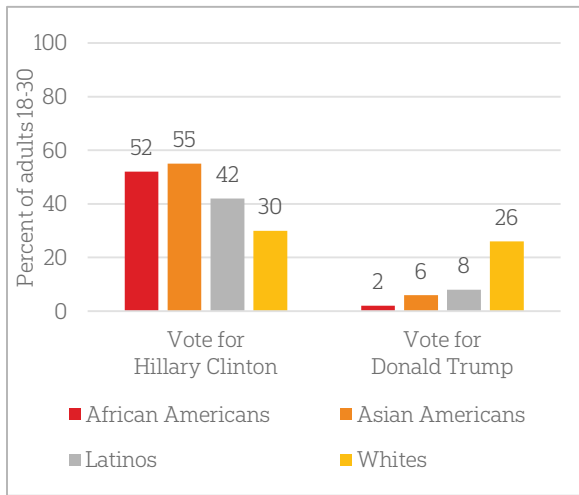
TOPICS COVERED INCLUDE THE 2016 CAMPAIGN, POLICY ATTITUDES, AND PERCEPTIONS OF RACE AND RACISM

- ✓ **The first of its kind monthly survey of racially and ethnically diverse young adults**
- ✓ **Pays special attention to the voices of young adults of color**
- ✓ **Explores the most critical and timely political, social, and economic issues impacting the United States**
- ✓ **Monthly survey series from the Black Youth Project at the University of Chicago with The Associated Press-NORC Center for Public Affairs Research**
- ✓ **Highlights how race and ethnicity help shape the opinions of the country's most diverse generation**
- ✓ **Key findings from the June survey include:**
 - Any talk of a single “youth vote” is an oversimplification. There are meaningful differences based on race and ethnicity in which presidential candidate young adults support.
 - Issues of race and ethnicity are driving votes, and most young adults, especially those of color, believe the U.S. is a long way from achieving racial equality.
 - Beyond electoral politics, young adults' policy positions differ to varying degrees based on race and ethnicity.
 - Similar to adults overall, a deep sense of pessimism runs through young adults' attitudes toward personal finances, America's stature in the world, and the fairness of the electoral system.
- ✓ **A full report from the Black Youth Project is available at www.GenForwardSurvey.com.**
- ✓ **The proper description of the survey's authorship is as follows: GenForward is a survey of the Black Youth Project at the University of Chicago with The Associated Press-NORC Center for Public Affairs Research.**

ANY TALK OF A SINGLE “YOUTH VOTE” IS AN OVERSIMPLIFICATION. THERE ARE MEANINGFUL DIFFERENCES BASED ON RACE AND ETHNICITY IN WHICH PRESIDENTIAL CANDIDATE YOUNG ADULTS SUPPORT.

Among young adults age 18-30...

- ✓ **More would vote for Hillary Clinton (38 percent) than Donald Trump (17 percent)**
 - Majorities of African Americans, Asians support Clinton while whites are split between Trump and Clinton



Question: If the 2016 presidential election were between Hillary Clinton for the Democrats and Donald Trump for the Republicans, would you vote for Hillary Clinton, Donald Trump, someone else, or probably not vote?

- ✓ **Many are not satisfied with the choice between Clinton and Trump**
 - 4 in 10 are likely to either not vote (16 percent) or vote for someone else (22 percent)
 - 71 percent want a third-party candidate to run
- ✓ **Majorities of young adults view neither Clinton nor Trump as honest and trustworthy**
 - Few report that Clinton (27 percent) or Trump (19 percent) are honest and trustworthy

- ✓ **19 percent have a favorable opinion of Trump**
 - 21 percent say he is qualified to be President
 - About 3 in 10 whites view Trump favorably compared with 1 in 10 African Americans, Asian Americans, and Latinos
- ✓ **39 percent have a favorable opinion of Hillary Clinton**
 - About half say she is qualified to be President (55 percent)
 - Majorities of African Americans (64 percent) and Asian Americans (55 percent) have a favorable view of her compared to only 26 percent of whites
- ✓ **63 percent have a favorable opinion of Bernie Sanders**
 - Many say he is honest and trustworthy (77 percent) and qualified to be President (71 percent)
 - Majorities of African Americans (60 percent), Asian Americans (69 percent), Latinos (68 percent), and whites (59 percent) chose Sanders over Clinton and Trump as the candidate who best understands the problems they face
 - 63 percent of Democrats want Sanders to be their party's nominee
- ✓ **It is unclear how Sanders' supporters will vote in November**
 - Among Democrats who backed Sanders, half plan to support Clinton, one-fourth will not support her, and one-fourth are not sure
 - Only 3 percent of African Americans, 5 percent of Asian Americans, 4 percent of Latinos, and 7 percent of whites have a favorable opinion of both Trump and Sanders

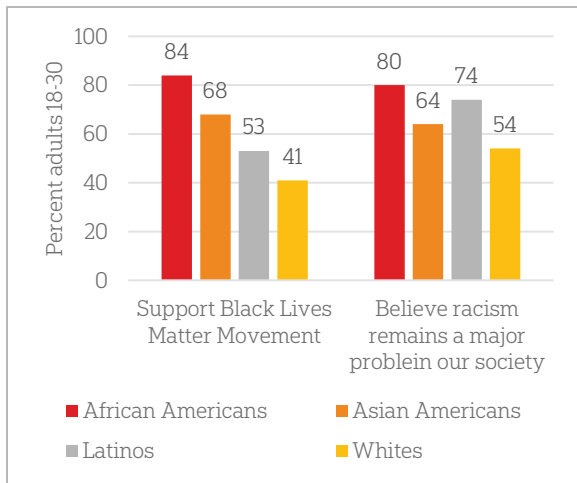
Data come from GenForward, a survey of the Black Youth Project at the University of Chicago with the AP-NORC Center, with a nationally representative sample of 1,965 adults 18-30 years old. Interviews were completed online and using landlines and cellphones from June 14-27, 2016. Results have a margin of sampling error of +/- 3.8 percentage points. A full report by the Black Youth Project is available at www.GenForwardSurvey.com. The proper description of the survey's authorship is as follows: GenForward is a survey of the Black Youth Project at the University of Chicago with The Associated Press-NORC Center for Public Affairs Research.

ISSUES OF RACE AND ETHNICITY ARE DRIVING VOTES, AND MOST YOUNG ADULTS, ESPECIALLY THOSE OF COLOR, BELIEVE THE U.S. IS A LONG WAY FROM ACHIEVING RACIAL EQUALITY.

Among young adults ages 18-30...

✓ **A majority of all racial groups say racism remains a major problem in our society**

- 80 percent of African Americans say racism is a major problem in society compared with 54 percent of whites
- 84 percent of African Americans support the Black Lives Matter Movement compared with 41 percent of whites



Questions: From what you have heard or read about the movement called #BlackLivesMatter, do you support or oppose the movement?

Some people say that racism no longer exists in American society and politics. Would you say that racism remains a major problem in our society, racism exists today but it is not a major problem, racism once existed but no longer exists in our society, or racism has never been a major problem in our society?

✓ **Racial issues are especially important to African Americans and Latinos when deciding who to vote for**

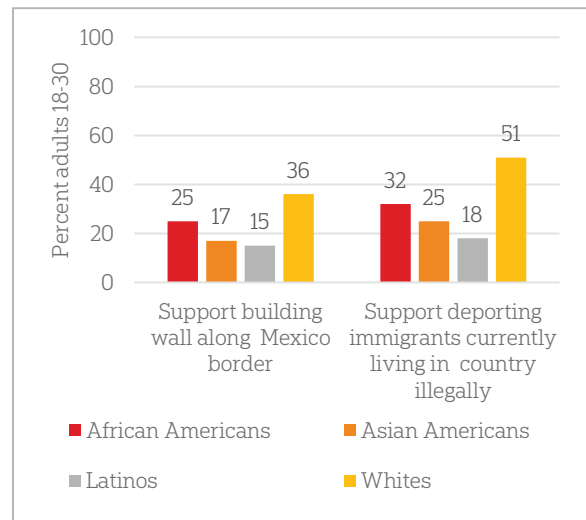
- Among African Americans, racism (2nd) and police brutality (5th) are top issues
- Among Latinos, immigration (2nd) and racism (5th) are top issues
- Among whites and Asian Americans, race related issues are not top priorities

✓ **There are divisions along racial lines about the tone of conversation in the country**

- 56 percent of African Americans say the way people talk needs to change to be more sensitive to people from different backgrounds compared with 33 percent of whites

✓ **Few support Donald Trump's immigration proposals, especially young adults of color**

- About 3 in 10 support building a wall along the border with Mexico (28 percent) and temporarily banning Muslims who are not U.S. citizens from entering the country (31 percent)
- 39 percent support deporting immigrants currently living in this country illegally
- Whites are twice as likely as Latinos and Asian Americans to support building a wall and deportation



Should the United States build a wall along the Mexican border to help stop illegal immigration?

In general, do you think immigrants living in the United States illegally should be allowed to stay or should be deported back to their native countries?

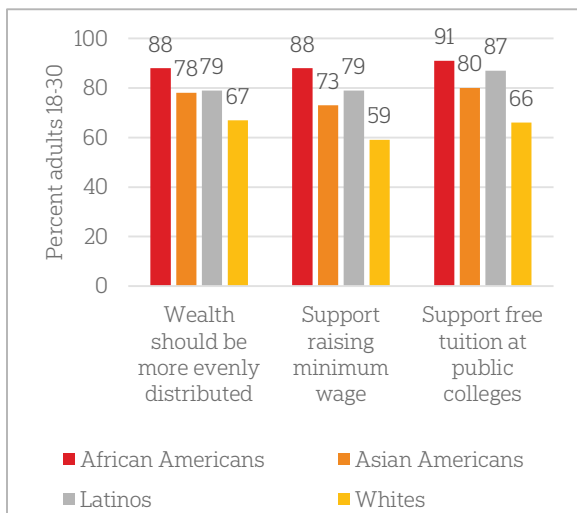
Data come from GenForward, a survey of the Black Youth Project at the University of Chicago with the AP-NORC Center, with a nationally representative sample of 1,965 adults 18-30 years old. Interviews were completed online and using landlines and cellphones from June 14-27, 2016. Results have a margin of sampling error of +/- 3.8 percentage points. A full report by the Black Youth Project is available at www.GenForwardSurvey.com. The proper description of the survey's authorship is as follows: GenForward is a survey of the Black Youth Project at the University of Chicago with The Associated Press-NORC Center for Public Affairs Research.

BEYOND ELECTORAL POLITICS, YOUNG ADULTS' POLICY POSITIONS DIFFER TO VARYING DEGREES BASED ON RACE AND ETHNICITY.

Among young adults ages 18-30...

✓ **About 3 in 4 say money and wealth should be more evenly distributed**

- Majorities support raising taxes on millionaires (78 percent), free tuition at public colleges (76 percent), and raising the minimum wage (69 percent)
- Those of color more likely than whites to support free tuition and raising minimum wage



Questions: Do you feel that the distribution of money and wealth in this country is fair, or do you feel that the money and wealth in this country should be more evenly distributed among more people?

Do you support or oppose free tuition at public colleges?

As you may know, the federal minimum wage is currently \$7.25 an hour. Which position best reflects your view about the minimum wage? It should be eliminated, kept where it is, raise to \$12.00, raise to \$15.00, or raise to \$20.00?

✓ **There is a split on choice between prioritizing rights of gun ownership or gun control**

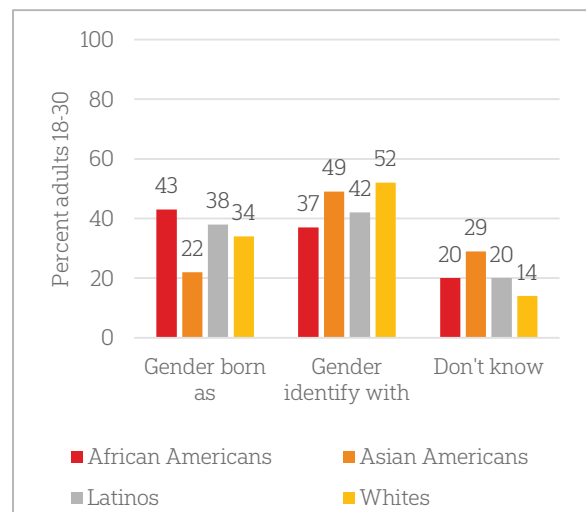
- 48 percent favor protecting gun ownership, 52 percent favor gun control
- Asian Americans are the only racial group in which there is a clear consensus (83 percent favor gun control)

✓ **There are some racial differences in attitudes toward foreign policy**

- Whites are more likely to support airstrikes against ISIS in Iraq and Syria (63 percent) than African Americans (39 percent), Latinos (42 percent), or Asian Americans (44 percent)
- Across all racial groups, few support deploying ground troops against ISIS forces (35 percent)

✓ **There are mixed opinions about what public bathrooms transgender people should use**

- 36 percent report they should use the bathroom of the gender they were born as, 47 percent say the bathroom of the gender they identify with, and 18 percent do not know
- Whites are more likely to report they should use bathroom of the gender they identify with (52 percent) than either African Americans (37 percent) or Latinos (42 percent)



Question: Do you think people who are transgender – that is, someone who identifies themselves as the sex or gender different from the one they were born as – should be allowed to use the public bathrooms of the gender they identify with or should they have to use the public bathrooms of the gender they were born as?

Data come from GenForward, a survey of the Black Youth Project at the University of Chicago with the AP-NORC Center, with a nationally representative sample of 1,965 adults 18-30 years old. Interviews were completed online and using landlines and cellphones from June 14-27, 2016. Results have a margin of sampling error of +/- 3.8 percentage points. A full report by the Black Youth Project is available at www.GenForwardSurvey.com. The proper description of the survey's authorship is as follows: GenForward is a survey of the Black Youth Project at the University of Chicago with The Associated Press-NORC Center for Public Affairs Research.

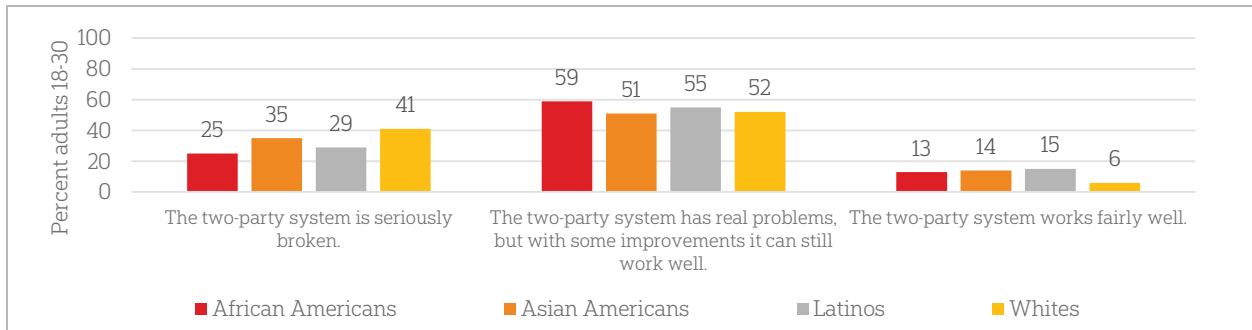


SIMILAR TO ADULTS OVERALL, A DEEP SENSE OF PESSIMISM RUNS THROUGH YOUNG ADULTS' ATTITUDES TOWARD PERSONAL FINANCES, AMERICA'S STATURE IN THE WORLD, AND THE FAIRNESS OF THE ELECTORAL SYSTEM.

Among young adults ages 18-30...

✓ **A majority do not have a positive outlook on their personal finances**

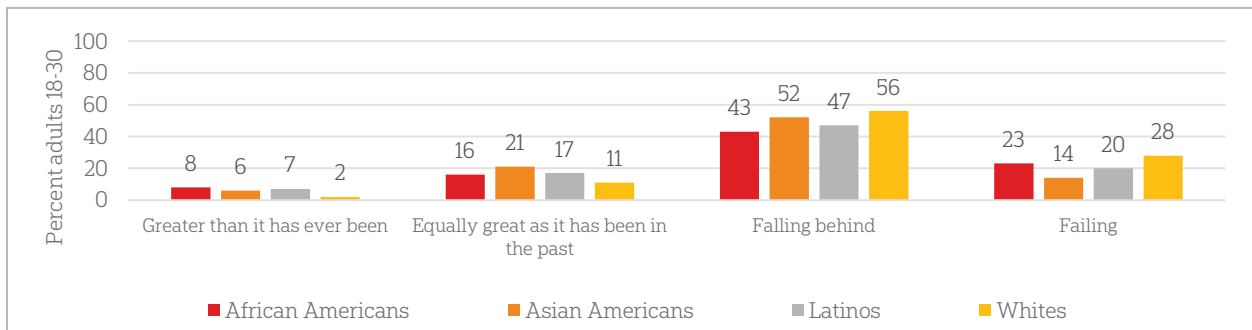
- Only 4 in 10 believe their personal finances are in good condition, 24 percent say they are in poor condition, and 36 percent say they fall in between good and poor



Which of the following statements is closest to your view of how the two-party system works for presidential elections in the United States today? The two-party system works fairly well; The two-party system has real problems, but with some improvements it can still work well; The two-party system is seriously broken.

✓ **Many have concerns about the two-party political system**

- 54 percent say this country's two party system is seriously broken, but still believe it could be fixed while 36 percent say it is seriously broken (only 9 percent think it works well)
- About 4 in 10 young adults lack confidence that the Democrats' or Republicans' presidential nomination process is fair



Question: Do you think America is greater than it has ever been, equally great as it has been in the past, falling behind, failing, or not sure?

✓ **A divide exists over whether equal opportunity exists in America**

- A majority (54 percent) say just a few people at the top have a chance to get ahead in today's economy while 46 percent think anyone can get ahead

✓ **Most believe America is in decline**

- Many say America is falling behind (52 percent) or failing (24 percent) while few say it is greater than it has even been (5 percent) or equally as good as in the past (14 percent)

Data come from GenForward, a survey of the Black Youth Project at the University of Chicago with the AP-NORC Center, with a nationally representative sample of 1,965 adults 18-30 years old. Interviews completed online and using landline and cellphones from June 14-27, 2016. Results have a margin of sampling error of +/- 3.8 percentage points. Full report by the Black Youth Project available at GenForwardSurvey.com. The proper description of the survey's authorship is as follows: GenForward is a survey of the Black Youth Project at the University of Chicago and The Associated Press-NORC Center for Public Affairs Research.