

Generation Z

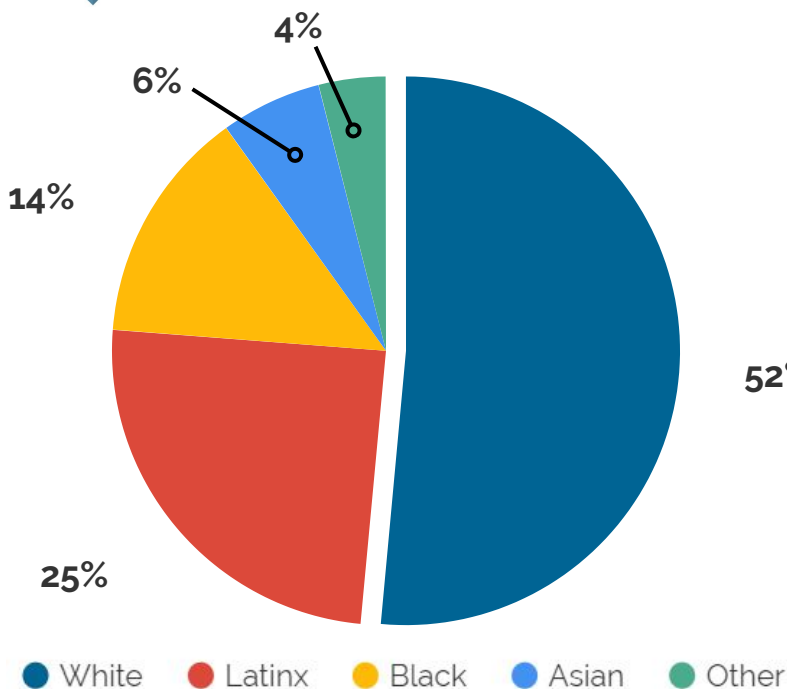
A closer look: race and ethnicity

An in-depth study of the Generation Z (born 1997-2012) experience, broken down by various demographics.

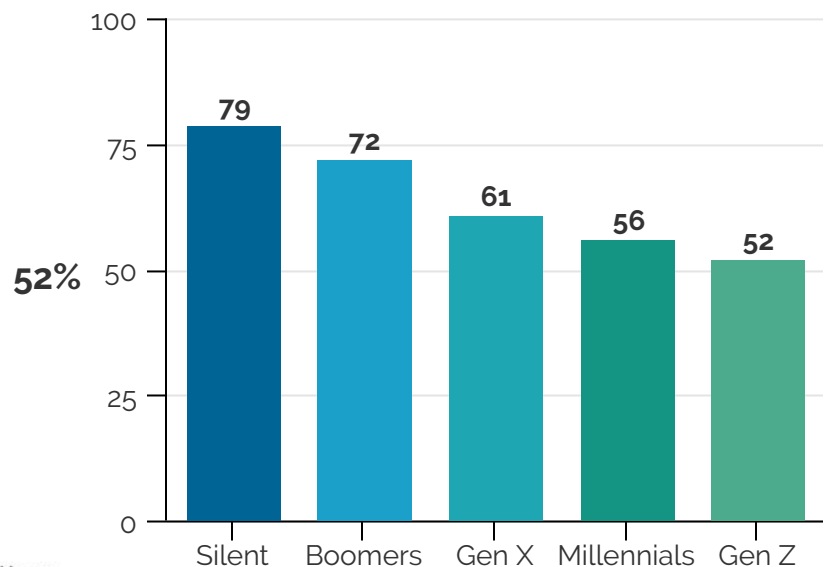
The demography of America is shifting, and quickly.

These shifts are largely due to growing diversity among younger Americans.

Over 66.5 million in number, Generation Z is more diverse than any previous generation.¹



% White, by generation

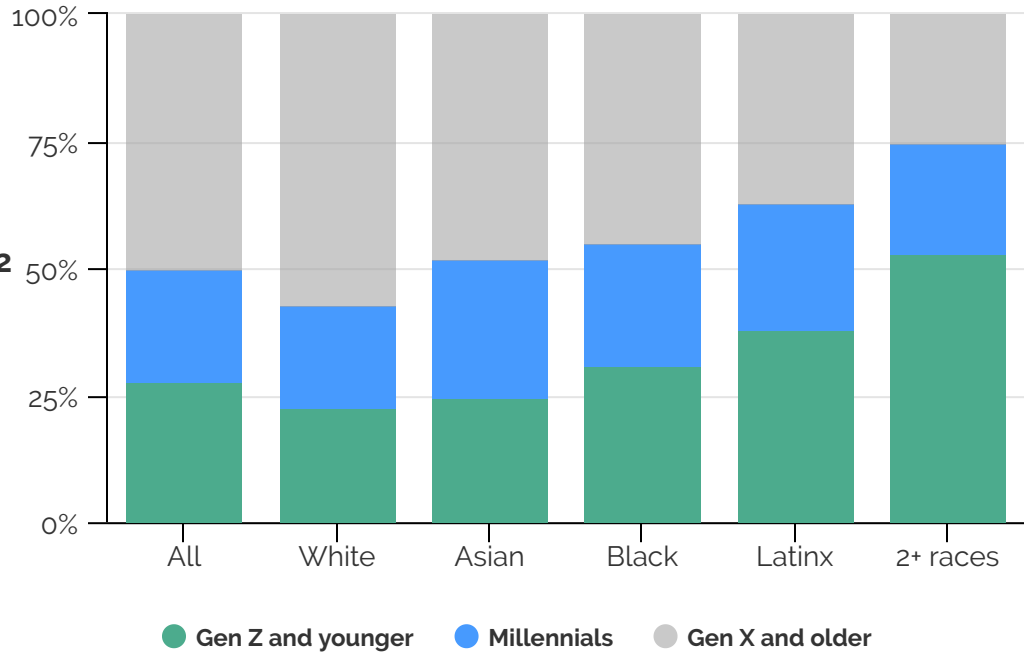


% of total population belonging to various age brackets

Younger generations

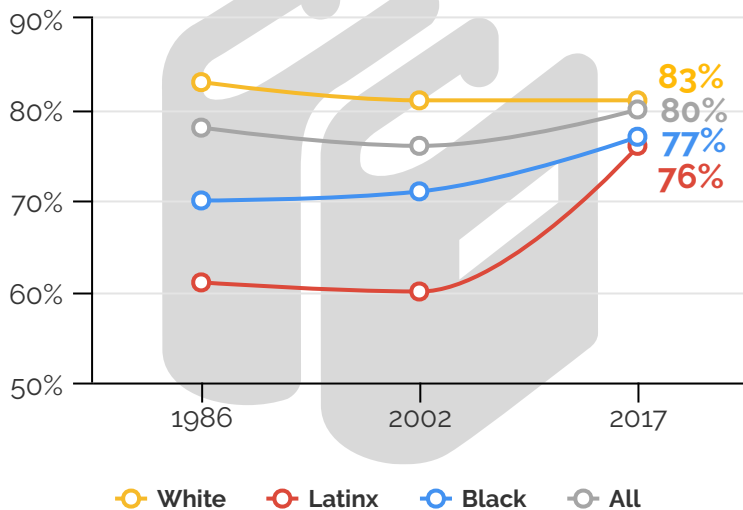
(Millennials, Gen Z, and younger) compose growing shares of the general population.²

Notably, they now make up **over half of racial minority populations.**

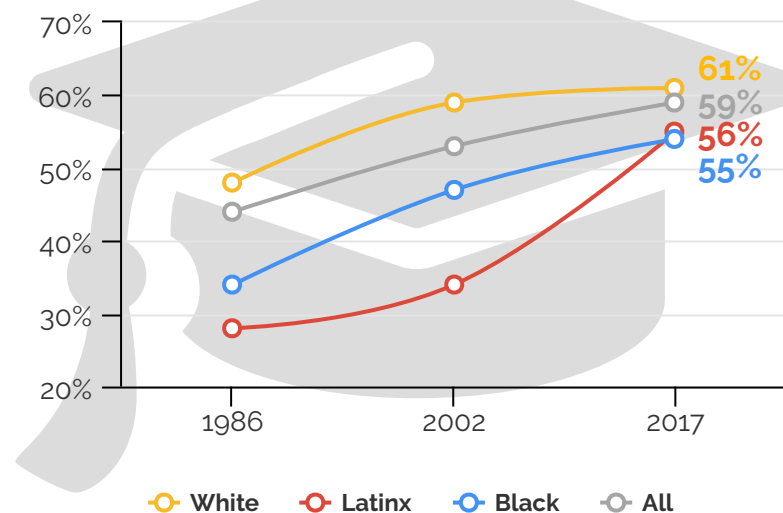


We know that Generation Z is the **best-educated generation yet**, with high school graduation and college enrollment rates steadily on the rise. Though racial gaps have closed in recent years, there remain **notable disparities.**³

% of 18 to 20 year-olds finishing high school, by race



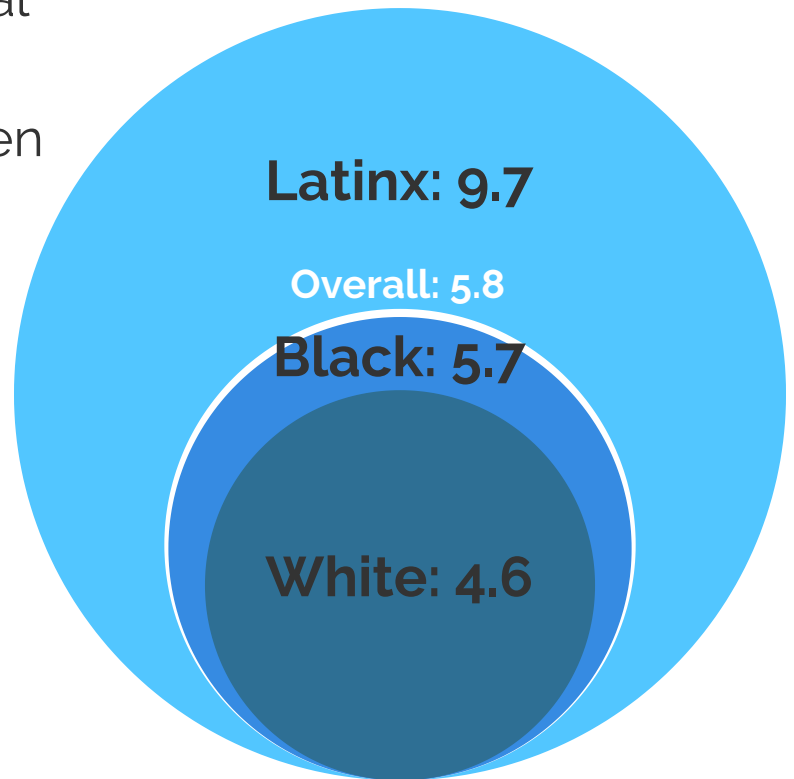
% of 18 to 20-year-olds enrolled in college, by race



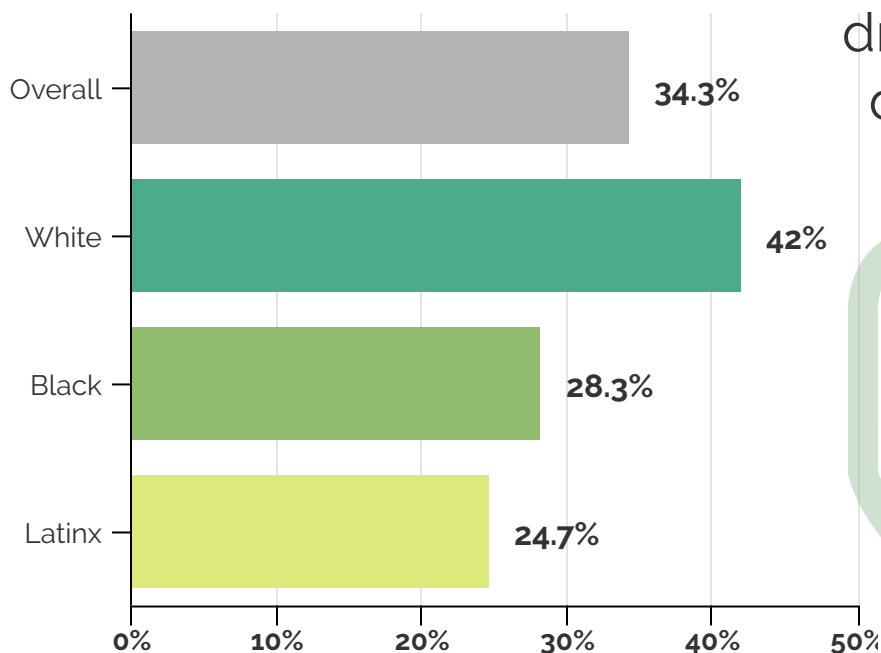
% of 16 to 24 year-old high school dropouts, 2017

Despite the narrowing racial gaps in education, a closer look reveals that certain Gen Z populations of color still have a **disproportionate number of high school dropouts**.⁴

The dropout rate among Latinx Gen Z'ers is **more than double** that of their White counterparts.



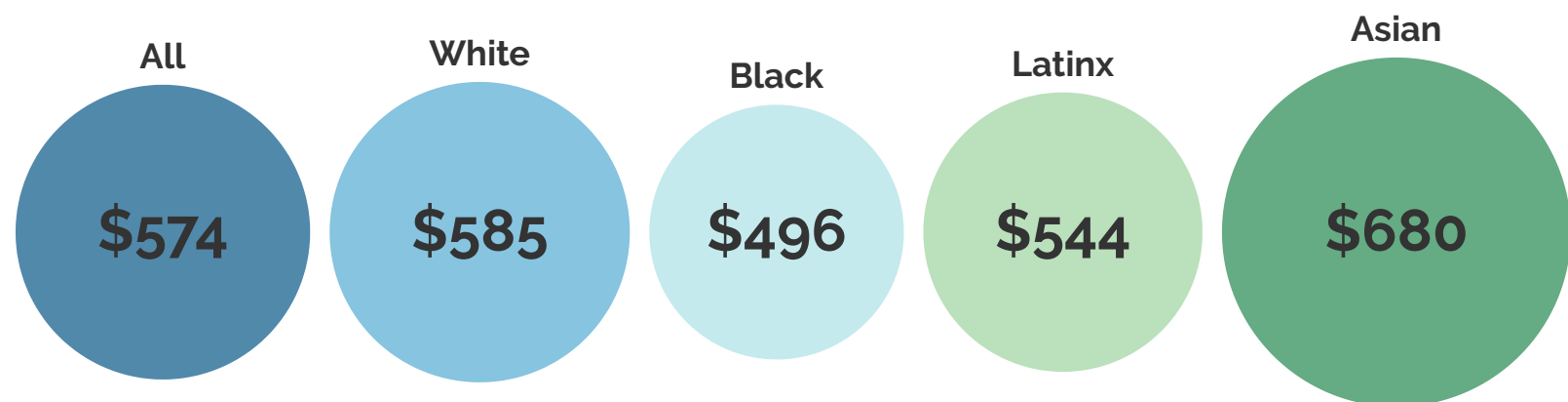
Employment rate among 16 to 24 year-old dropouts, 2017



Lived experience also varies drastically among high school dropouts of different races.

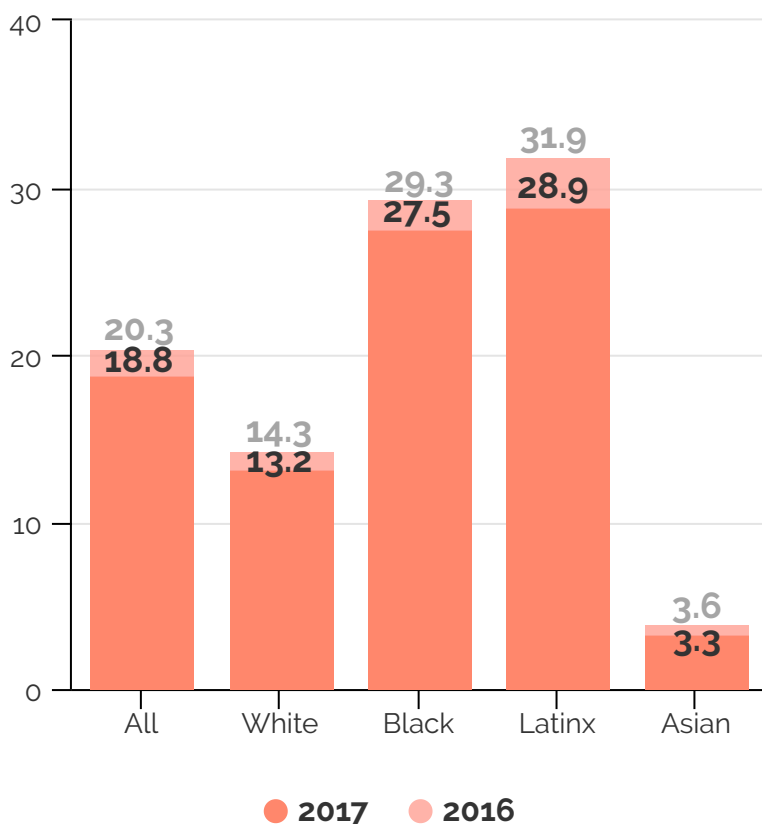
In 2017, **employment rate** among recent White high school dropouts was **much higher** than those of Black recent dropouts, and **nearly double** that of Latinx dropouts.⁵

2019 Median Weekly Earnings for Full-time Employees, 16 to 24 year-olds



Education aside, there is a racial gap in weekly earnings for 16 to 24 year-olds (born 1995-2003) that have already entered the workforce full time as well. **White and Latinx youth earn near the age-group average; Asian youth make significantly more, while Black youth make significantly less.**

Births per 1,000 females (ages 15-19)

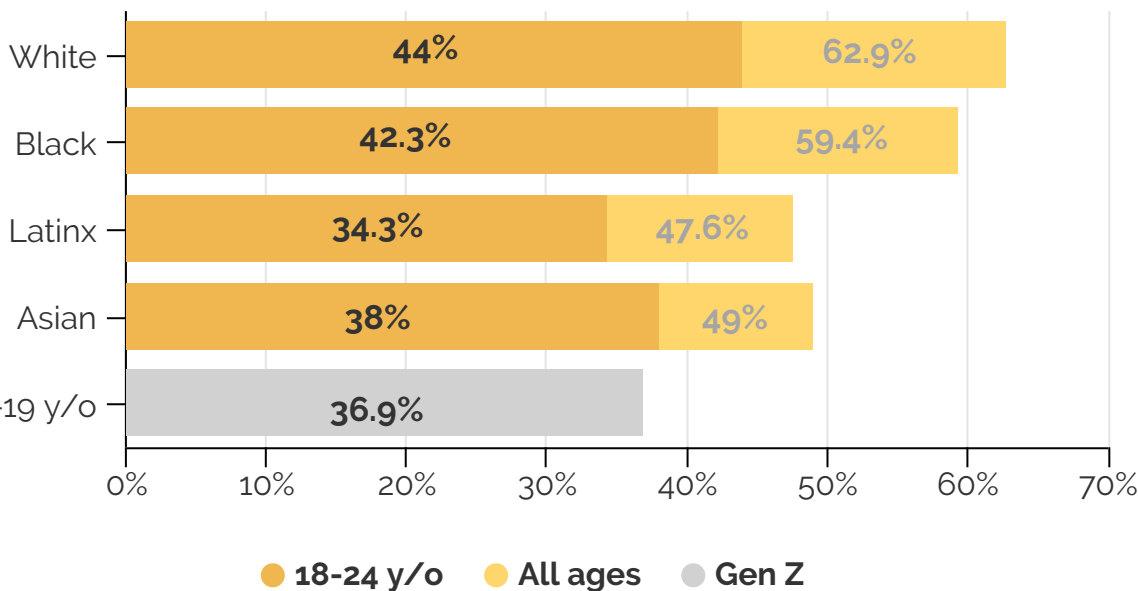


Recent years have seen a consistent downwards trend in teen births across the nation.

Nonetheless, there exists a massive racial disparity in these numbers too, with the **Black and Latinx teen birth rate being more than double that of the White teen birth rate.**⁷

Though Generation Z turnout in recent elections has been low compared to other age groups, as is typical for younger demographics, they are known for being **politically active**.

2016 Voter Turnout⁸



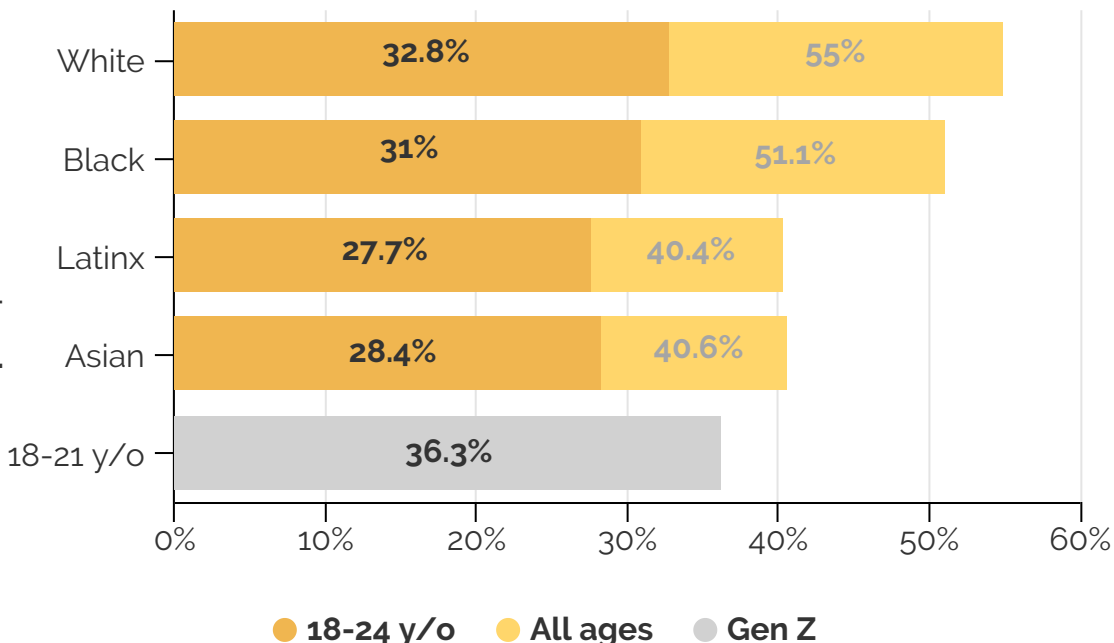
Variation by race in youth turnout was **much less pronounced** than it was across all age groups.

Youth of **all races** had a **lower turnout relative to other age groups** in their demographic.

Overall Gen Z turnout between the 2016 presidential and 2018 midterm elections **did not see a significant dip (only -0.6%)** like most demographics or sub-populations had.

Furthermore, **youth of color's votes proved critical** in key races.

2018 Midterm Voter Turnout⁹



By Election Day 2020...

Generation Z will make up
over 10% of the electorate;¹⁰

7 million young people of color
will have reached voting age since 2016;¹¹

The newest, most diverse generation of voters will prove to be instrumental.

SOURCES

1. Fry, Richard, Kim Parker. "Post-Millennials on Track to Be Most Diverse, Best-Educated Generation Yet." Pew Research Center, 15 November 2018. <https://www.pewsocialtrends.org/2018/11/15/early-benchmarks-show-post-millennials-on-track-to-be-most-diverse-best-educated-generation-yet/>
2. Schaeffer, Katherine. "The most common age among whites in U.S. is 58." Pew Research Center, 30 July 2019. <https://www.pewresearch.org/fact-tank/2019/07/30/most-common-age-among-us-racial-ethnic-groups/>.
3. Fry, "Post-Millennials on Track to Be Most Diverse, Best-Educated Generation Yet."
4. "Total fall enrollment in degree-granting postsecondary institutions, by level of enrollment, sex, attendance status, and race/ethnicity or nonresident alien status of student." National Center for Education Statistics
5. "Labor force status of recent high school completers, by college enrollment status, sex, and race/ethnicity." National Center for Education Statistics.
6. Bureau of Labor Statistics.
7. "Birth rates for females aged 15-19, by race and Hispanic origin of mother: United States, 2016 and 2017." Centers for Disease Control and Prevention.
8. "Voting and Registration in the Election of November 2016." United States Census Bureau.
9. "Voting and Registration in the Election of November 2018." United States Census Bureau.
10. Kight, Stef. "Millennials and Gen Z will make up 37% of the 2020 electorate." Axios. 30 January 2019.
11. Price, Melanye. "These 7 Million Young People Can Beat Trump." The New York Times, 1 November 2019. <https://www.nytimes.com/interactive/2019/11/01/opinion/democratic-party-base-2020>.